

# RHINOCEROS

## RH18

### CRAWLER EXCAVATOR

#### SPECIFICATION

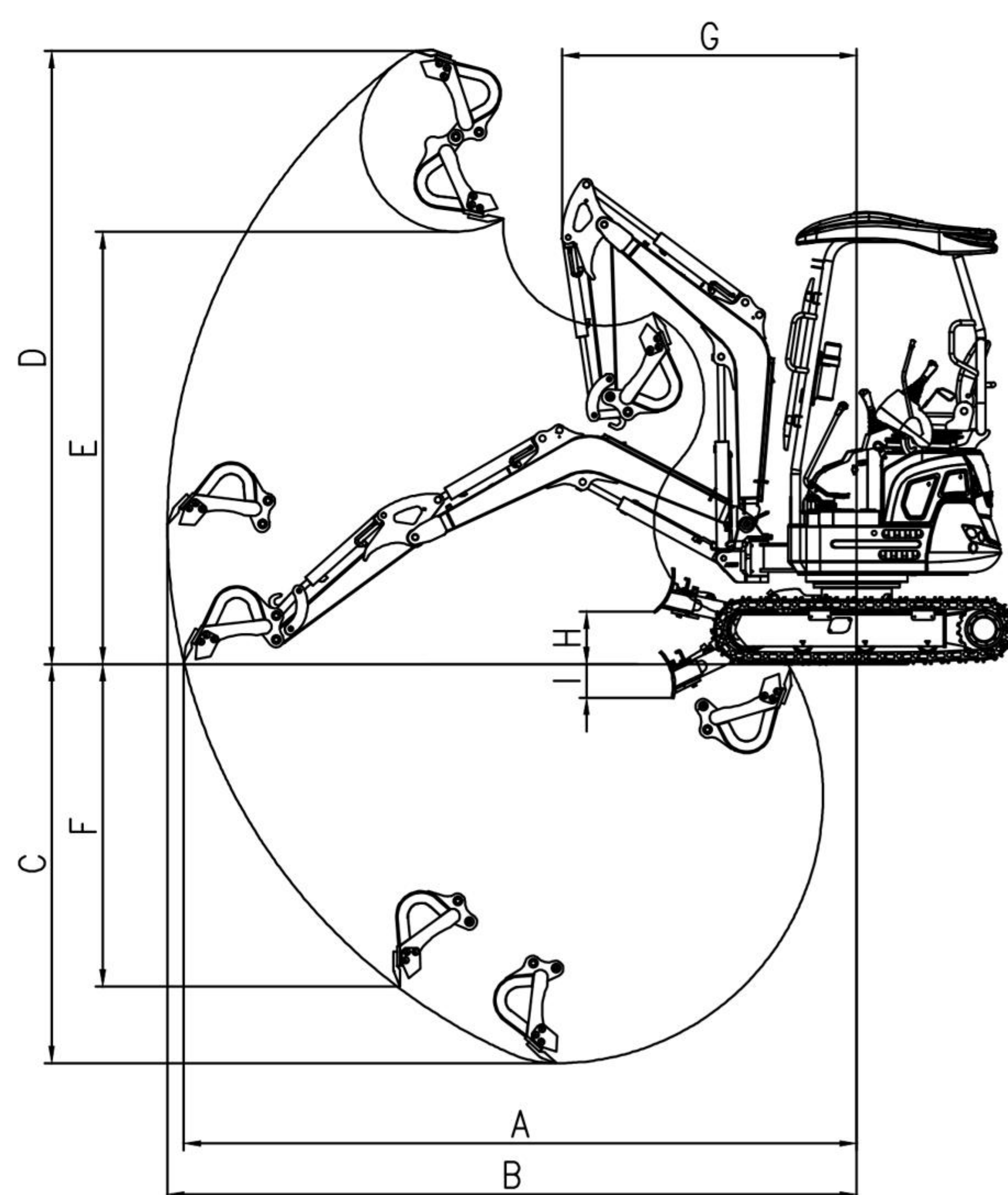
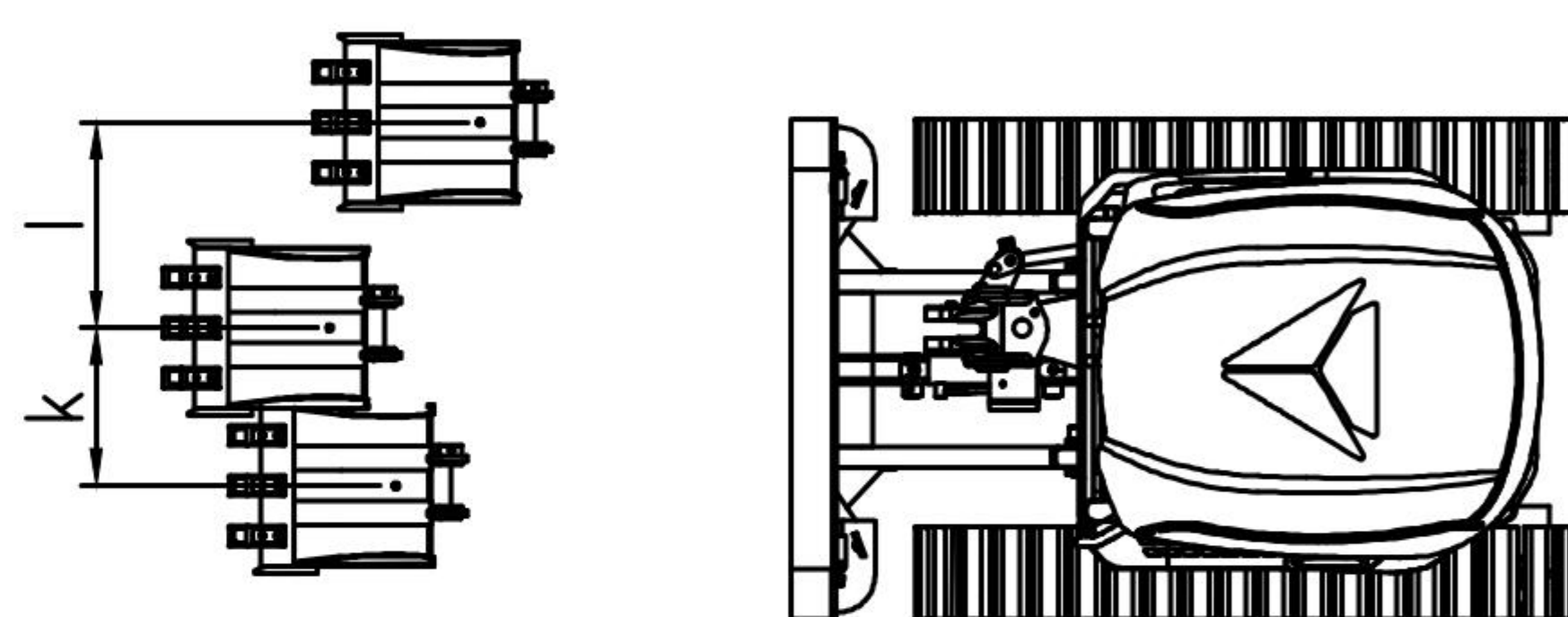
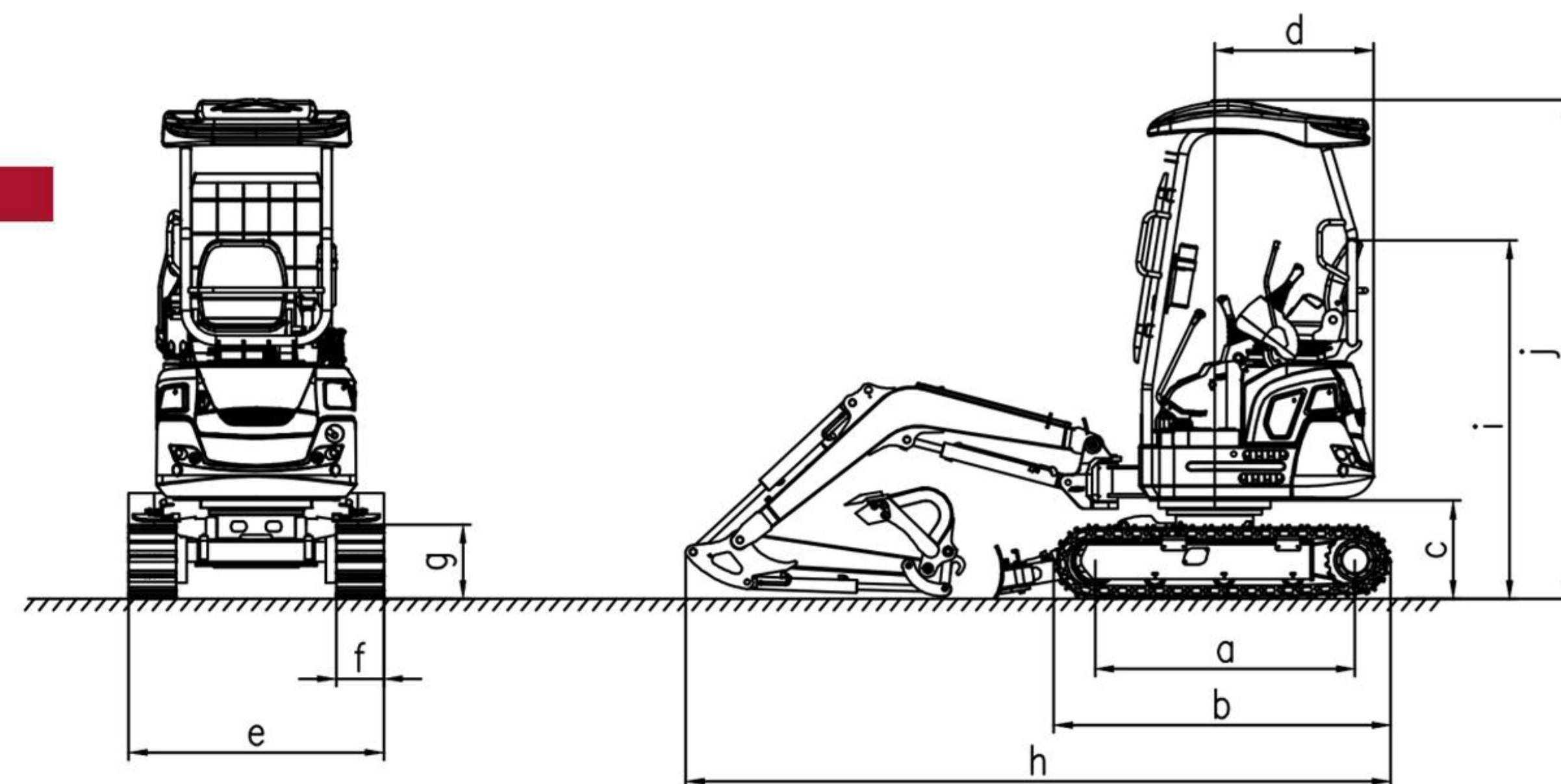
Operating weight	1790kg	
Working device form	Backhoe	
Standard bucket capacity	0.027 cbm	
ENGINE	Model No.	KUBOTA D902
	Displacement	0.898 L
	Rated power	11.8 kw/2300
	Max. torque	51.3 N.m/1800
Speed and digging force	Max. travel speed	2.2 / 1.7 km/h
	Swing speed	8.5 rpm
	Max. gradeability	30%
Track material	Rubber	
Hydraulic and liquid capacity	Pump type	Piston pump
	Work pressure	20 MPa
	Flow rate	39.6L/min
	Hydraulic oil tank capacity	15.3 L
Fuel tank capacity	18L	

#### OPERATING RANGE

A	Max. digging radius on ground	3908mm
B	Max. digging radius	3700mm
C	Max. digging depth	2346mm
D	Max. digging height	3529mm
E	Max. dumping height	2481mm
F	Max. vertical digging depth	1761mm
G	Min. swing radius	1537mm
H	Max. blade lifting height	271mm
I	Max. blade lifting depth	186mm

#### MAIN DIMENSIONS

a	Wheel base	1230mm
b	Track length	1590mm
c	Upper chassis ground clearance	473mm
d	Counterweight turning radius	790mm
e	Chassis width	990(1240)mm
f	Track width	230mm
g	Track height	360mm
h	Transportation length	3655mm
i	Height of seat to ground	1760mm
j	Total height	2467mm
k	Boom swing - left	325mm
l	Boom swing - right	479mm
m	Basic length	1165mm



- VALVE:TAIFENG
- PUMP:TAIFENG
- SWING MOTOR:EATON
- TRAVELING MOTOR:EDDIE
- CYLINDER:SUQINGGE



## RH18

### CRAWLER EXCAVATOR